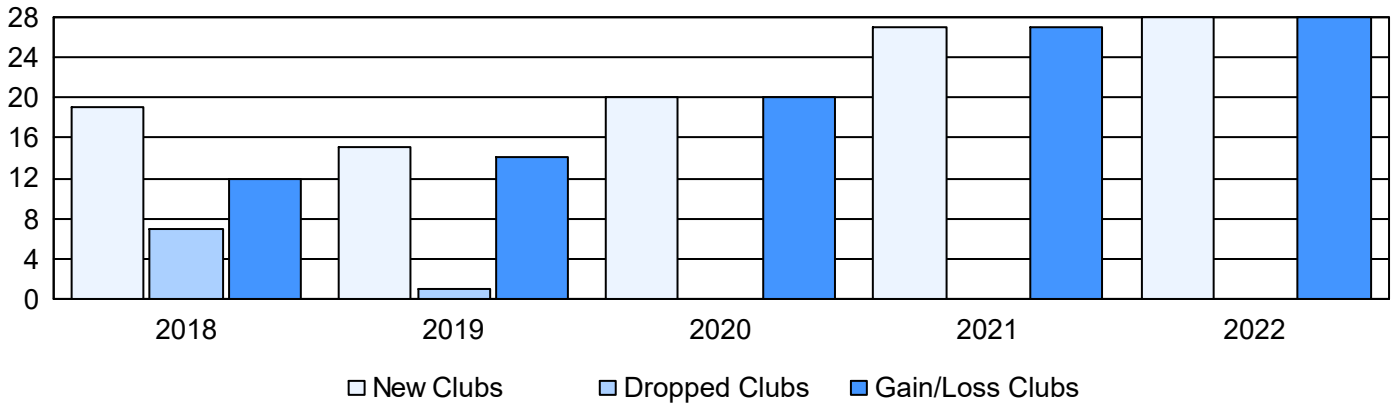


# Multiple District E

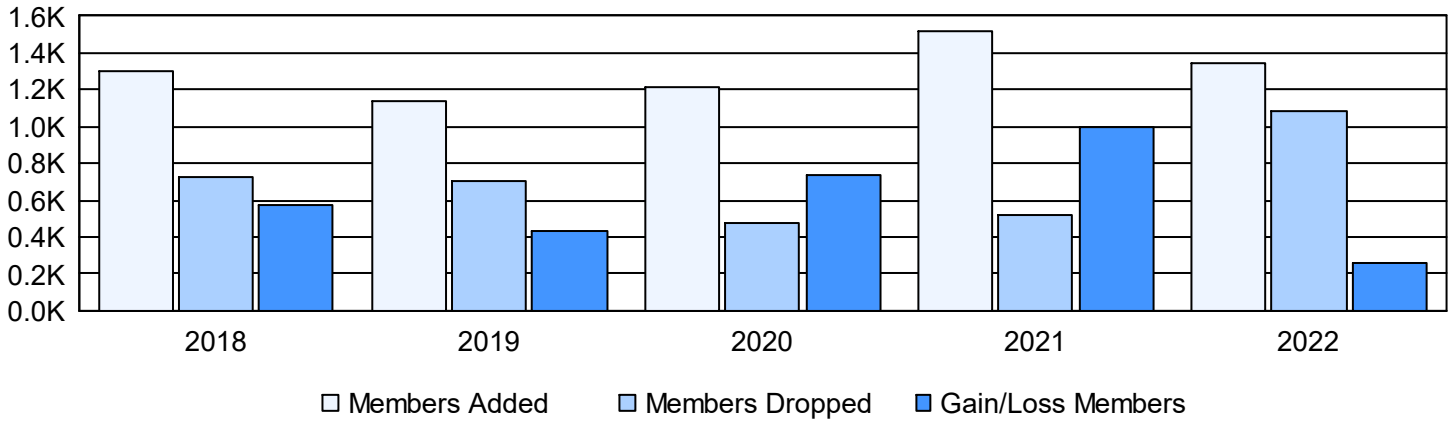
As of June 2022 Cumulative

Year	New Clubs	Dropped Clubs	Gain/ Loss Clubs	New Members	Charter Members	Reinstate Members	Transfer Members	Total Member Added	Total Members Dropped	Gain/ Loss Members
2017-2018	19	7	12	722	543	18	19	1,302	727	575
2018-2019	15	1	14	701	413	7	20	1,141	704	437
2019-2020	20	0	20	707	463	8	33	1,211	477	734
2020-2021	27	0	27	786	679	29	23	1,517	520	997
2021-2022	28	0	28	606	715	10	16	1,347	1,089	258
<b>Average</b>	<b>22</b>	<b>2</b>	<b>20</b>	<b>704</b>	<b>563</b>	<b>14</b>	<b>22</b>	<b>1,304</b>	<b>703</b>	<b>600</b>

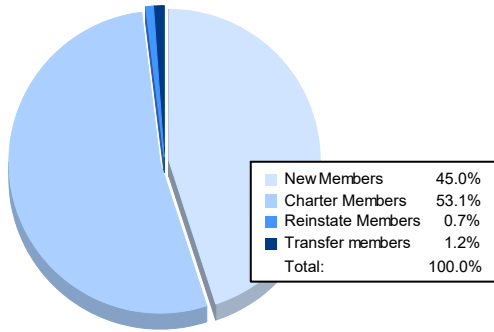
## Clubs



## Members



### Membership Composition June 2022 Cumulative



### Gender Composition June 2022 Cumulative

